

Maldives itineraries: Pelagic Encounters...

This itinerary travels further south to Vaavu with the purpose of seeking out the larger pelagics. More channel diving is offered to maximise your chances of 'big fish' encounters and manta cleaning stations are also visited.

Dive sites: North Male - Ari - Vaavu - South Male

Duration: 7 Nights

Number of dives: Up to 4 dives a day - 3 day dives and 1 night dive (but not guaranteed)

Ports: Male/Male

Qualifications needed:

PADI Open water or equivalent - no minimum number of logged dives required.

Sample itinerary:





****PLEASE NOTE**** the itinerary below is an example of the planned route and dive sites cannot be guaranteed. All dives sites are subject to weather conditions and the final route taken is at the absolute discretion of the captain and dive guides. Adverse weather can affect this route which includes overnight sailings.

This itinerary departs and returns to Port Ghalib.

Day 1: Check dive (N. Male), Kuda Girri Wreck (S. Male)

Day 2: Miyaru Faru / Kandooma Thila (S. Male), Miyaru Kandu / Dhevana Kandu (Vaavu) and Golden Wall / Fotheyo (Vaavu)

Day 3: Fotheyo / Hurahu Kandu (Vaavu), Rakeedhu / Vattaru (Vaavu)



Sample itinerary continued:

Day 4: Kudarah Thila / Broken Rock (S. Ari), Maamingili Beyru / Holiday Beyru (S. Ari) and Bodu Finolhu / Beyru Thila (S. Ari)

Day 5: Rangali Madivaru/Madivaru Caves (S. Ari), Matchafushi Wreck / Rangali Madivaru (S. Ari) and Gaaviyamas Thila / Matchafushi Wreck (S. Ari)

Day 6: Omadhoo Thila / Vilamendhoo Thila (S. Ari), Feydhoo Wall / Kuda Haa (N. Male) and Back Faru (N. Male)

Itinerary highlights:

Fish Head:

Fish Head (North Male) also known as Shark Point or Mushimasmingili Thila, fits the classic definition of a Thila - a large isolated flat top reef rising sharply from the inner atoll floor at 40 to 50m to around 10m from the surface. It is one of the best sites for seeing sharks. Featuring a series of caves and overhangs in between where you can see thousands of blueline snappers against a backdrop of black coral bushes and large gorgonians.





Miyaru Faru:

Unsurprisingly given that 'miyaru' means shark in Dhivehi, sharks feature prominently at this North Male spot! At around 30 metres there is an overhang which can shield you from the strength of the passing current, and with an incoming current the visibility can be excellent and the parade of pelagics and local residents, impressive. You might see a number of grey reef sharks as well as barracuda, kingfish and tuna. Large groups of eagle rays and their larger cousins, the manta rays, are often seen here, filter feeding in the plankton-rich water.

Fotteyo Kandu:

Many scuba divers consider Fotteyo Kandu (Vaavu Atoll) to be the best dive site in Maldives and it is also rated among the top 5 dive sites in the world. The mouth of the channel is exposed to the ocean and during north east monsoon when the currents are incoming, a good variety of fish species gather at the entrance to the channel. Animals commonly spotted here include gray reef shark patrolling the channel mouth, jack and tuna in the deeper water, schools of midnight snappers and red snapper form in huge groups. The wall features caves, overhangs and swim-thoughts at different depths. These caves and overhangs are filled with colourful yellow color like soft coral, deeper caves and overhangs are filled with huge bushes of black corals.





Itinerary highlights continued:

Kandooma Thila:

Shaped like a teardrop, Kandooma Thila is one of the most spectacular dives in the South Male Atoll, for scenery as well as for prolific fish life.

Guraidhoo Kandu South:

Since the eastern side of this South Male channel is open ocean, large predatory fish can regularly be spotted here. This site is famous for sightings of sharks, schools of eagle rays and the occasional sail fish and hammerheads. The best condition to do the dive is when the current is flowing into the Atoll. The dive begins on the outer reef following the current into the atoll. Most of the pelagic species can be observed on the eastern side, where the reef drops off into the deep ocean. At the end of the dive in the channel, along the reef you can find overhangs with plenty of soft coral growth and small fish.

Private guides:

If you are not too comfortable diving independently in a buddy team, or this will be your first trip to the offshore marine parks and you're not a super-experienced diver; why not give yourself peace of mind and book an expert **blue o two** private guide for the trip? They will be there every step of the way to make sure you get the best out of your diving!

Courses:

Want to explore these stunning dive sites for longer? Then why not complete your **PADI Enriched Air Diver (Nitrox)** speciality course whilst on your trip? You can also learn how to make the most of the currents by completing your **PADI Drift Diver** speciality course onboard. Contact our expert travel team today for more information.

Itinerary map:

